

Total Quality System 9000 Family of Products

TQS-9000 Product Utilities

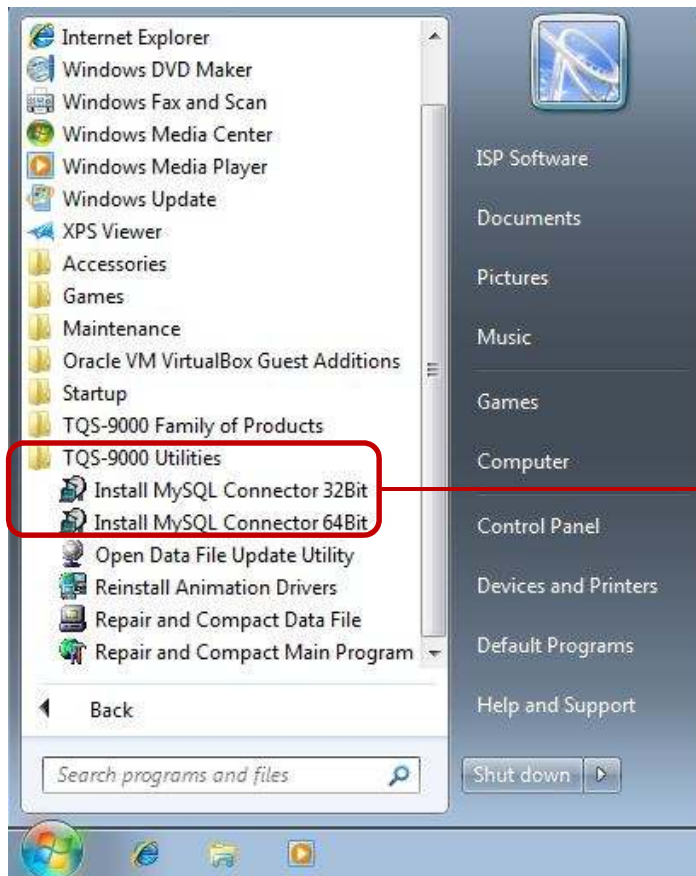


Copyright © 2011 Integrated Solution Providers Software, Inc.

All rights reserved. No part of this publication may be reproduced, stored in a retrieval system, or transmitted in any form or by any means, electronic, mechanical, photocopying or otherwise, without the prior written consent from ISP Software, Inc.

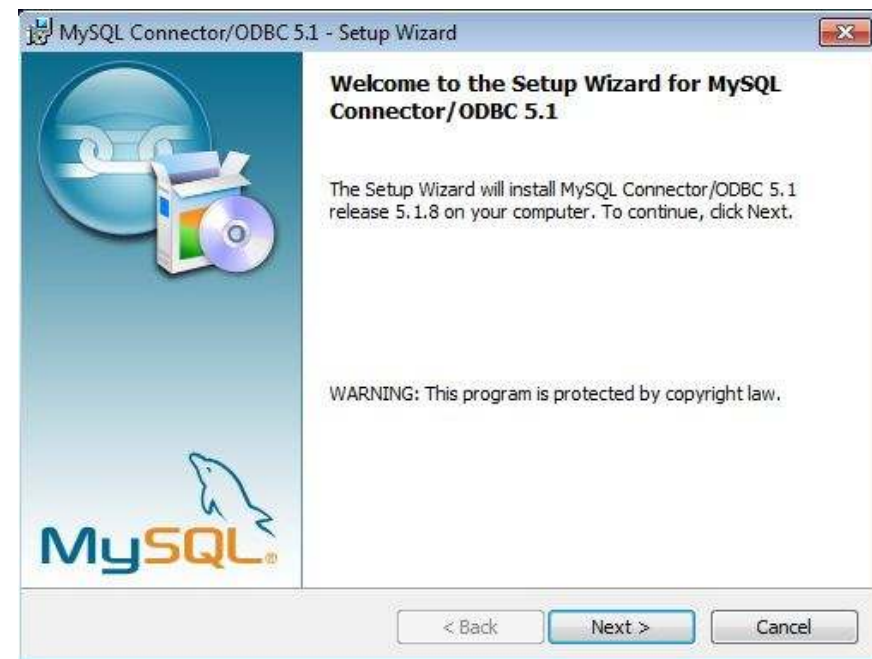
Toll Free: 877.865.7562 Fax: 989.317.0646

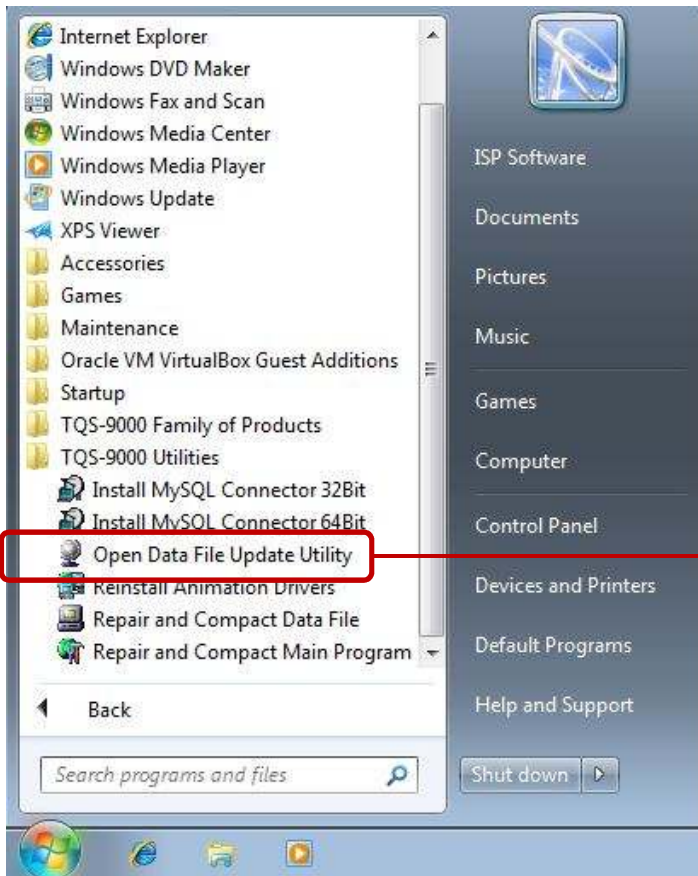
E-mail: Sales@ispsoftware-solutions.com Web Site: <http://www.ispsoftware-solutions.com>



From the "TQS-9000 Utilities" icon on in the Windows Start Menu you may elect to install the MySQL utility that has been included with program. The MySQL utility will add the MySQL connection capabilities to your installation if you have purchased the TQS-9000 Supplier Edition or if you have elected to upsize your data file to MySQL.

These utilities only need to be installed if you will be connecting your product to a MySQL file. When installing either the 32bit or 64 bit version of the MySQL utility you should be able to elect the default installation options unless otherwise directed by your IT department or by an ISP Software, Inc. Solution Provider.





The Script Runner utility included with your product is designed to provide a quick and easy method of updating your data file when an update to your product is made available from ISP Software, Inc.

Your product is shipped with two main files. The front end database that contains all the forms, reports, queries, modules, macro's, and linked tables. The back end database houses only tables and stores all the data that you enter into the program.

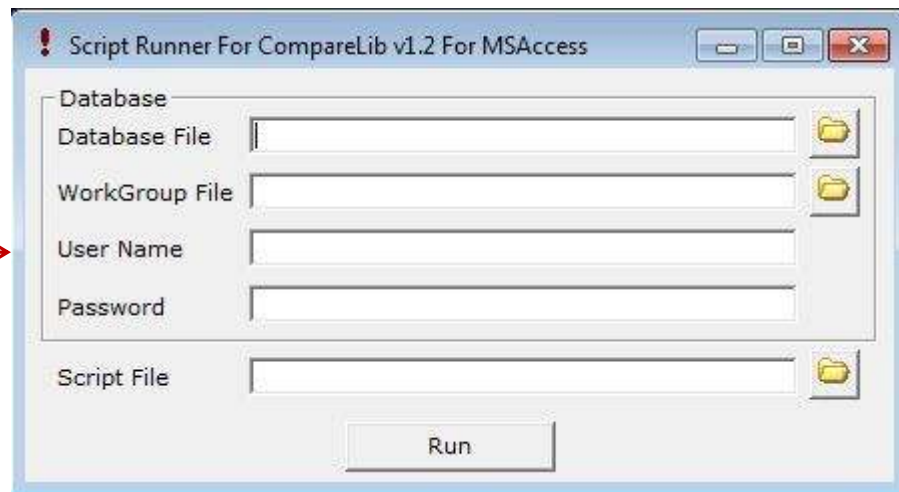
When an update to your product is made available, the front end file is generally replaced. The back-end file that houses your data with most updates will need to have additional tables or fields to existing tables added. The script runner file allows you to add the new tables or fields to your existing data file so your update will operate correctly.

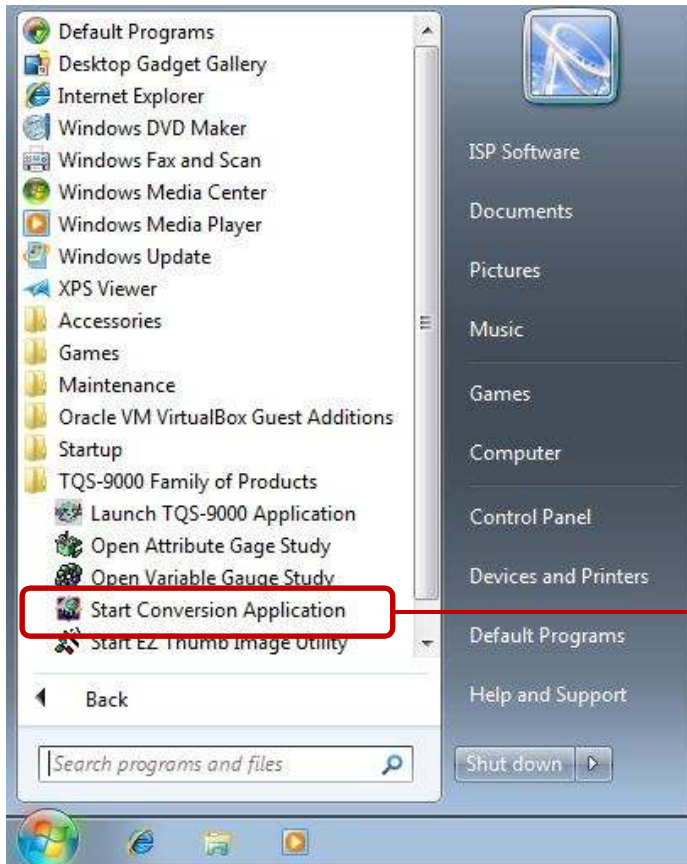
The Script Runner program should only be used by an IT professional or if directed by an ISP Software, Inc. Solution Provider.

Complete instructions for updating your existing file are provided with each update.

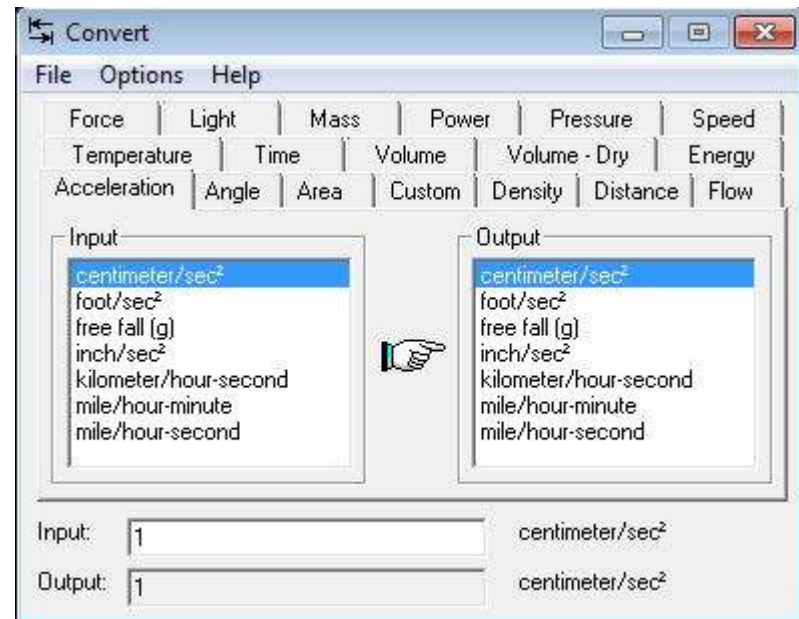
When using the Script Runner utility, please refer to the instructions provided with your update.

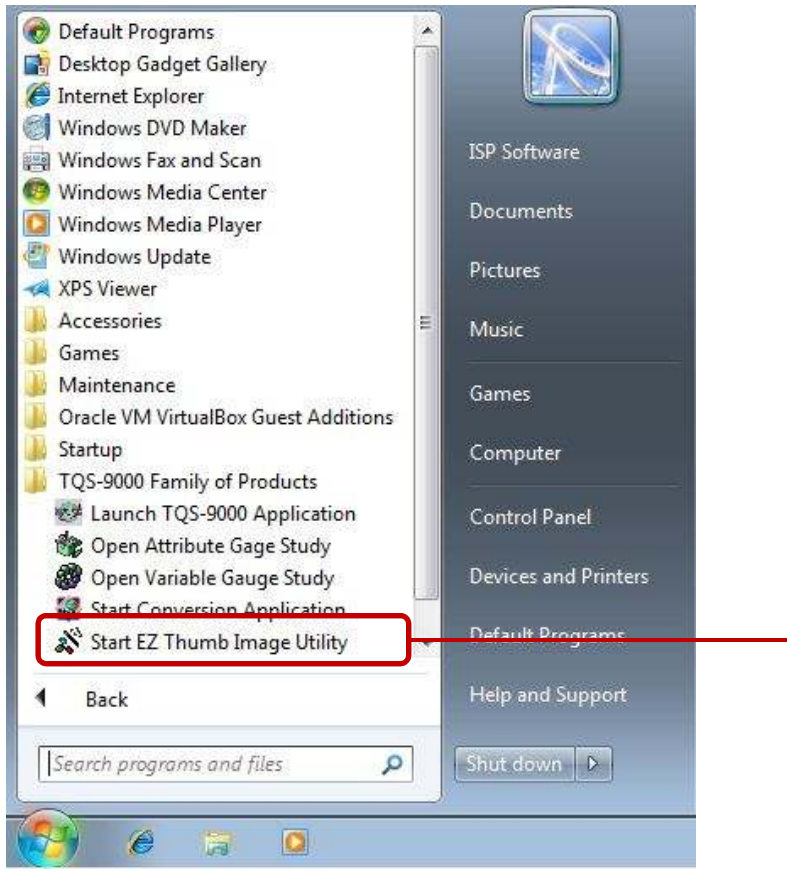
The script file that you will need to run your update is available from your company web page on our site. To choose the correct script file when updating your product you will need to know the current of the software that you have installed. Running an incorrect script file to update your product may result in an inability to use your product. Always back up your data file before running any update.



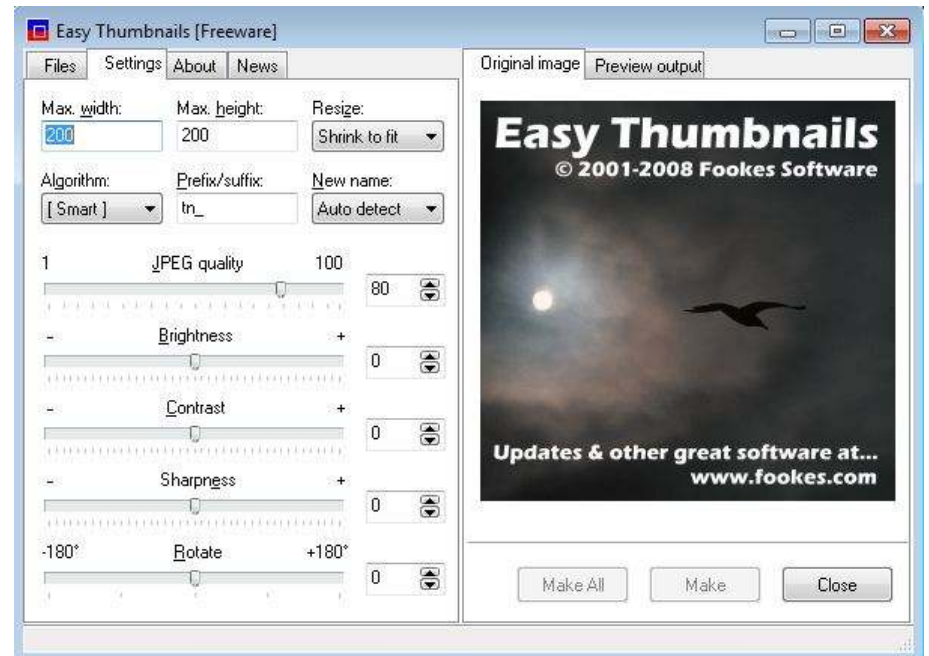
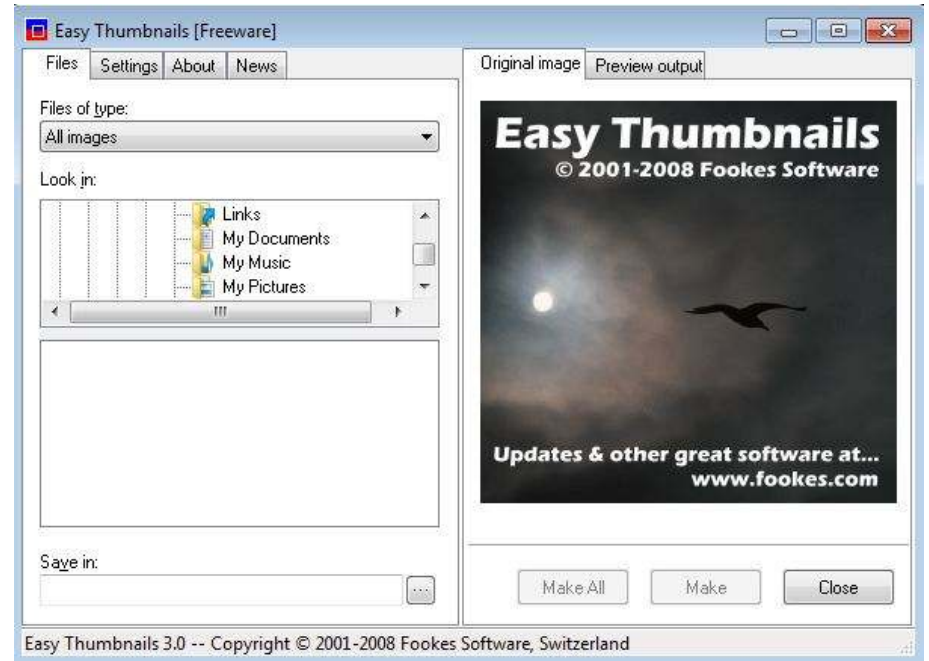


A freeware edition of the “Convert” utility has been included with your product. You may use this utility to convert measurement, volumes, lengths, weights, speed, temperature, force, and many other units of measures. Simply enter the value you wish to convert into the “Input” field and select the unit of measure you wish for the input and the output. The “Convert” utility will automatically make the conversion for you.





The “EZ Thumb Image Utility” is a freeware utility that is provided with your product to assist in sizing images for insertion into your program. Many of the forms in your TQS-9000 product will list the optimum size of the image for so that they display properly on your reports. Some of these include the control plan, quality alert, receiving inspection instructions, and gage instructions. You may use the EZ Thumb utility to perform the resizing operation on any existing file that is in a supported file type. The help file for this utility is included during installation of your product.



Integrated Solution Providers Software, Inc.



Integrated Solution Providers Software, Inc.

P.O. Box 1281

Mount Pleasant, MI 48804

Toll Free: 877.865.7562

Fax: 989.317.0676

Home Page: <http://www.ispsoftware-solutions.com>